

MagnaClean[®]

TwinTech

Installation and servicing instructions



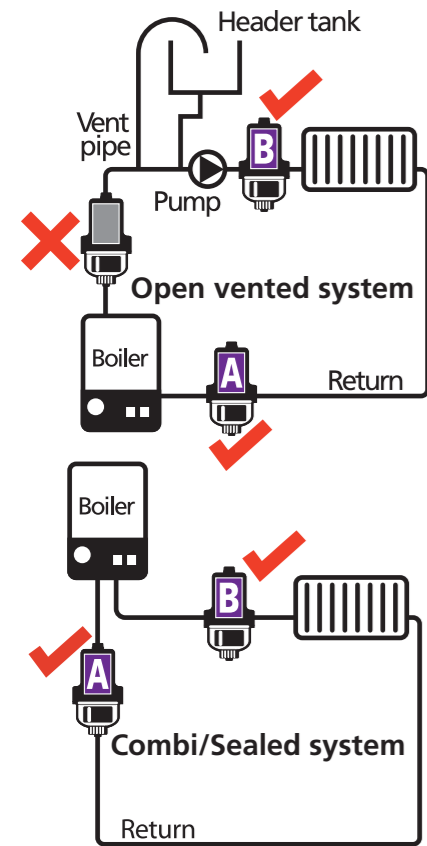
ADEY

PROFESSIONAL HEATING SOLUTIONS

Installation


MagnaClean TwinTech® is suitable for all central heating systems and can be fitted anywhere on the main circuit. However, in order to achieve the best protection for the boiler, we recommend that *MagnaClean TwinTech* is fitted between the last radiator and the boiler. In determining a suitable location for installation, it is important to ensure you allow adequate access for servicing.

The following instructions are designed to assist engineers in the safe and effective installation and servicing of ADEY's *MagnaClean TwinTech* and should be followed at all times. Any queries arising from either installation or servicing should be directed to your supervisor, or ADEY direct on **01242 233702**.



In both diagrams, position A is best practice while B is suitable.


N.B. *MagnaClean TwinTech* should only be installed by a competent plumber. If in any doubt, consult a qualified heating engineer.



1 Drain the central heating system or plug-off feed and expansion tank and release the system pressure. Measure and mark an appropriate section when making the connections with elbows as shown (Refer to the Installation Instructions inside the box). When installing above a boiler or other object allow 95mm clearance between the magnet cap to the top of the boiler or other object for the removal of the clear base when servicing.



2 Using a suitable cutter, carefully remove the marked section of pipework to create the correct opening.



3 Prepare the pipe and fittings accordingly. Lubricate the olives and assemble the valves on the pipe. Hand tighten.



4 Loosely secure the *MagnaClean TwinTech* canister to the valves, following the flow direction indicated on the canister. Tighten the compression fittings, being careful not to over tighten.



5 Loosen off the valve flange nuts and insert the rubber washers provided. Tighten the flange nuts. Do not over tighten. Refill the heating system.



6 Run the central heating system while checking for leaks. Attach the self-adhesive *MagnaClean TwinTech* label to the boiler, indicating the date of installation, serial number and location of the filter. Always service the filter before leaving the premises. The *MagnaClean TwinTech* large spanner, valve spanner and servicing tray can be left with the customer.

Servicing



1 **Important** - Before commencing any servicing work, turn off the electrical supply to the boiler. Turn both isolation valves to the marked OFF position. Loosen the air vent to release internal pressure. When venting, protect the surface below the canister with the servicing tray provided to capture any drops of water.



2 Loosen the canister base with the large spanner while holding the tray beneath. Carefully unscrew the clear base. Allow water to collect in the servicing tray supplied.



3 Once removed, place the clear base over a bucket. Unscrew and remove the magnet cap and rinse the sheath.



4 Remove the wire gauze and rinse. Wipe and clean out the clear base. Replace the wire gauze and the magnet cap.



5 Re-attach the clear base to the top section of *MagnaClean TwinTech* and tighten until sealed. Do not over tighten.



6 Open the isolation valves to the marked ON position and vent through the Pro-Fill air vent. When venting, protect the surface below the canister with the servicing tray provided to capture any drops of water. Run the central heating system while checking for leaks. Repeat steps 1 - 6 if required. Ensure the filter is thoroughly clean before leaving the premises.

Chemical dosing



1 With a standard radiator key, remove the Pro-Fill air vent. The built-in, one-way valve will prevent water from escaping. Attach the chemical adapter and feed in the chemical.



2 Wait five seconds before removing the adaptor. The Pro-Fill air vent will accept all market-leading chemicals in either liquid or concentrate form.



3 Replace the Pro-Fill air vent. Allow the system to circulate for 30 seconds. Open the Pro-Fill screw two turns and back-flush until clear.

Your questions answered

Q. Where can I fit *MagnaClean TwinTech*?

A. *MagnaClean TwinTech* is suitable for all central heating systems and can be fitted anywhere on the main heating circuit. In order to achieve the best protection for the boiler, we recommend that *MagnaClean TwinTech* is fitted between the last radiator and the boiler (see diagram overleaf). In determining a suitable location for installation, it is important to ensure you allow adequate access for servicing.

Q. Which connection on the *MagnaClean TwinTech* canister is the flow and which is the return?

A. The bottom inlet is the flow, with the arrow pointing into the canister. The top outlet is the return with the arrow pointing away from the canister. There is no flow restriction.

Q. Can I fit *MagnaClean TwinTech* horizontally?

A. *MagnaClean TwinTech* is designed to be fitted vertically. Each isolation valve can rotate through 360°. The copper pipe provided makes it possible to fit vertically on any pipe configuration.

Q. How often do I service *MagnaClean TwinTech*?

A. *MagnaClean TwinTech* has been designed to retain on average a year's worth of magnetic and non magnetic particles, meaning that servicing need only be done once a year with the annual boiler service. If the system has a heavy sludge build-up, or a power-flush was not carried out, we recommend cleaning *MagnaClean TwinTech* at appropriate intervals during the first year of installation and annually thereafter. It is easy to check the filter periodically, following instructions contained in this leaflet.

Q. Can I use chemicals with *MagnaClean TwinTech*?

A. Yes. You can use any chemical or acid agents on the market with *MagnaClean TwinTech*. The patented Pro-Fill air vent has been designed to allow installers to insert chemicals directly into the system following instructions contained in this leaflet. Chemical dosing kits for this purpose are available to purchase through your local plumbing merchant.

Q. What is the lifespan of *MagnaClean TwinTech*?

A. *MagnaClean TwinTech* has been designed to last for the lifetime of the boiler, normally ten years. It provides continuous protection and comes with a two year limited warranty. Registering your warranty is straightforward and can be done online at www.adeysolutions.co.uk

Q. How do I isolate the valves?

A. Simply turn the valves to the marked OFF position using the spanner provided. The valves rotate 360° in either direction. Important - Remember to switch off the electrical supply to the boiler when servicing *MagnaClean TwinTech*.

Q. What can I install on 28mm pipework?

A. We recommend installing *MagnaClean Professional 28mm* which has been designed for this purpose.

Q. I have a pacemaker, will *MagnaClean TwinTech* affect me?

A. As with all magnetic products, if you have a pacemaker caution should be taken when handling *MagnaClean TwinTech* at all times. When *MagnaClean TwinTech* is installed, the magnetic field outside the canister is approximately one tenth of an average fridge magnet.

Q. What other size *MagnaClean* filters do you provide?

A. When a *MagnaClean* filter is required for larger pipework, up to 35mm, two *MagnaClean Professional 28mm* units can be fitted in parallel with no flow restriction. For pipework larger than 35mm, we recommend *MagnaClean Industrial* from our commercial range. For more information, call our sales team direct on **01242 233702**.



MagnaClean[®]
TwinTech

MagnaClean[®]

TwinTech

We live in an age of high efficiency boilers, but for many years, little attention has been given to the cleanliness of central heating systems. The majority of systems suffer from black iron oxide contamination. This creates thick sludge deposits which are the result of corrosion taking place within radiators and along with particles such as water hardness scales, casting sand, welding debris, and other unwanted materials can cause system failure.

The oxide particles range from very large to sub-micron in size with the latter leaching into the system water continuously during use. These particles bond to all components often causing premature failure of pumps and valves. When they contaminate the boiler heat exchanger and pipework, the result is a dramatic loss of efficiency.

It is widely recognised that even a minimal build-up of black iron oxide results in a serious drop in boiler efficiency. *MagnaClean TwinTech* has been carefully designed to remove both magnetic and non-magnetic debris and particles from suspension while at the same time allowing a 100% flow rate through the system.

Installation is simple. Each isolation valve is specifically designed for use with *MagnaClean TwinTech* and is fitted with high quality PTFE and EDPM seals.

MagnaClean TwinTech provides years of protection maintaining the high efficiency of central heating systems. It also results in financial benefit and increased reliability. The product is backed by a two year limited guarantee.

IMPORTANT

Always follow the Standard Electrical Best Practice guidelines when installing *MagnaClean TwinTech*.

Following installation, don't forget to complete the warranty card. Alternatively, complete the registration online at www.adeysolutions.co.uk

Faulty components must be returned under the warranty process – Contact ADEY Customer Services Department on 01242 233702 for further information.



PROFESSIONAL HEATING SOLUTIONS

Adey Limited, Unit 3, Chiltern Road Business Park, Prestbury, Cheltenham GL52 5JS

Telephone: 01242 233702 Email: info@adeysolutions.co.uk

www.adeysolutions.co.uk



Produced from recycled material